


# DIESEL ENGINES

**TF(M), TF series**  
5.52~11.80 kw(7.5~16.0 hp)



**YANMAR®**



Certificate No. 138009

*Photograph may show optional equipment.*

## STANDARD ACCESSORIES & TOOLS

Name		No. of unit
1	Tool bag	1
2	Wrench 10 x 12	1
3	Wrench 14 x 17	1
4	Wrench 19 x 22	1
5	Screw driver	1
6	Bolt M 12 x 35	3
7	Spring washer 12	3
8	Bolt, engine lift	1

## STANDARD SPARE PARTS

Name		No. of unit
1	Operation Manual (English)	1
2	Lubrication oil 3 lits. (for TF75 - 115 LM, YM, HM)	1
	Lubrication oil 5 lits. (for TF140, 160 L, H)	1
3	Powder Coolant (for TF75 - 115 LM, YM)	1

## SIZE OF V - PULLEY (Optional)

MODEL	TF75-LM TF75-HM	TF85-LM TF85-HM	TF105-LM TF105-YM TF105-HM	TF115-LM TF115-YM TF115-HM	TF140-L TF140-H	TF160-L TF160-H
Belt type x Diameter (mm)	3B x 76	3B x 89	3B x 101	3B x 101	3B x 115	3B x 126
Installation Pitch (mm)	PC Ø 124	PC Ø 124	PC Ø 124	PC Ø 124	PC Ø 160	PC Ø 160

## EXPORT SHIPMENT

MODEL	TF75-LM	TF75-HM	TF85-LM	TF85-HM	TF105-LM, YM	TF105-HM	TF115-LM, YM	TF115-HM	TF140-L	TF140-H	TF160-L	TF160-H
No. of packing and size (mm)	1 - 440 x 850 x 660		1 - 440 x 850 x 660		1 - 440 x 850 x 660		1 - 440 x 850 x 660		1 - 500 x 920 x 700		1 - 500 x 920 x 700	
m <sup>3</sup> (ft <sup>3</sup> )	0.247 (9.16)		0.247 (9.16)		0.247 (9.16)		0.247 (9.16)		0.322 (11.93)		0.322 (11.93)	
Gross weight (Kgs)	115	110	113	110	131	127	129	125	178	173	178	173
No. of Engine in 20 ft. Container	90 Units								72 Units			
No. of Engine in 40 ft. Container	210 Units								144 Units			

Manufactured by Yanmar S.P. Co.,Ltd. under the license of Yanmar Co.,Ltd.,JAPAN



**YANMAR**

Note : All data subject to alteration without notice.

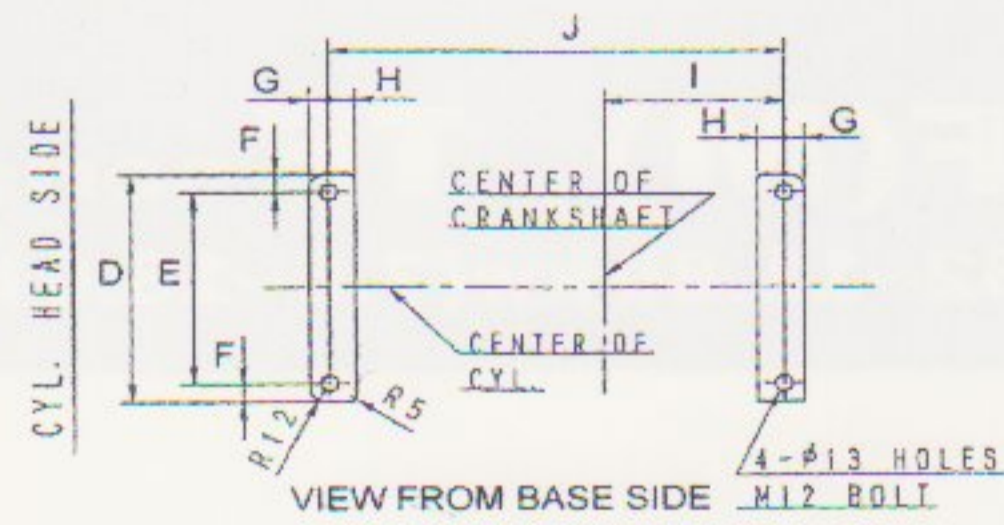
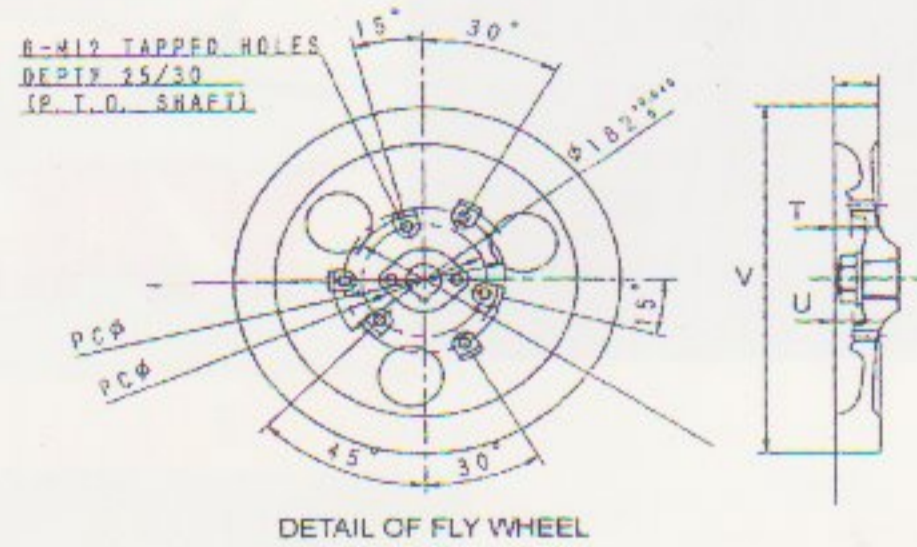
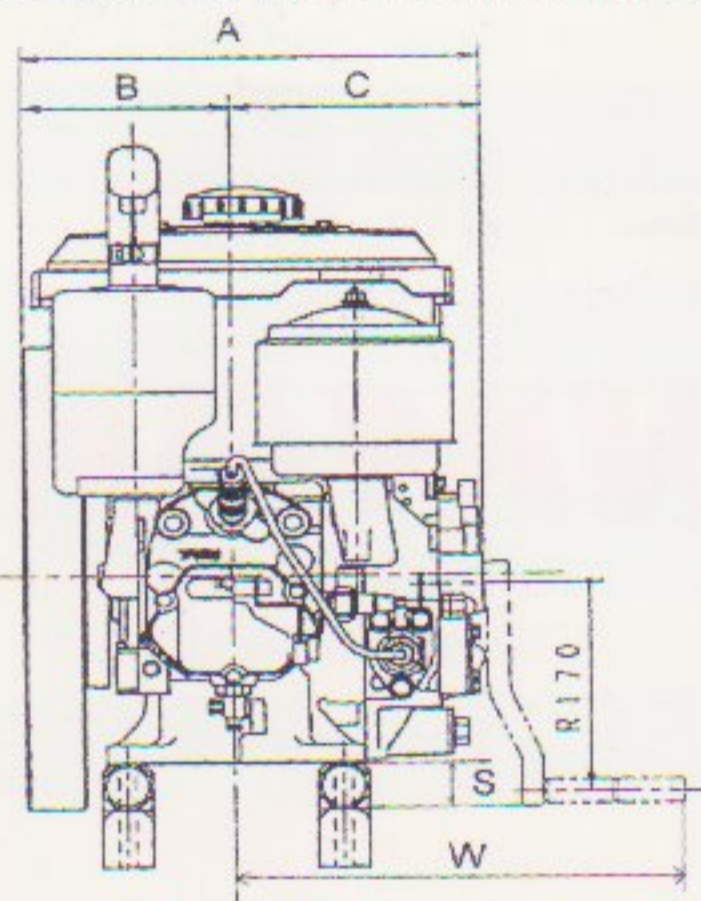
## YANMAR S.P. CO.,LTD.

LAD KRABANG INDUSTRIAL ESTATE  
109 MOO 9, CHALONG KRUNG RD.,  
LAD KRABANG, BANGKOK 10520 THAILAND  
TEL : +662-326-0700-7 FAX : +662-326-0709  
e-mail : slad@yanmarsp.com  
Website : www.yanmarsp.com

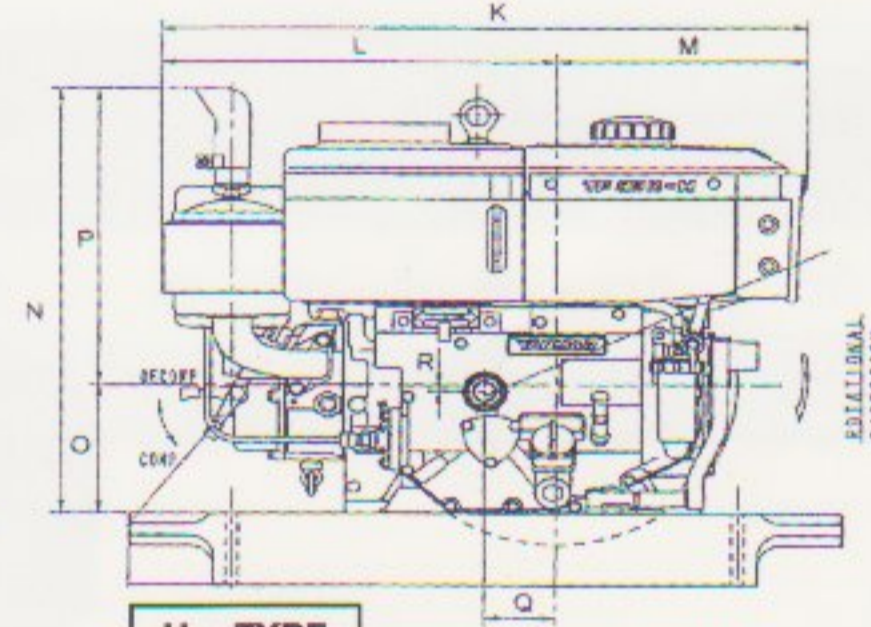
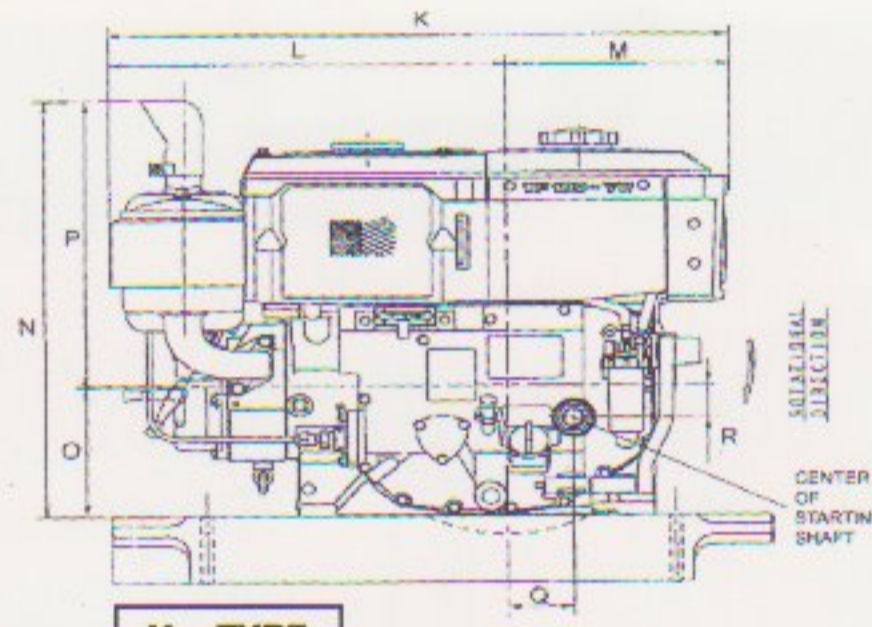
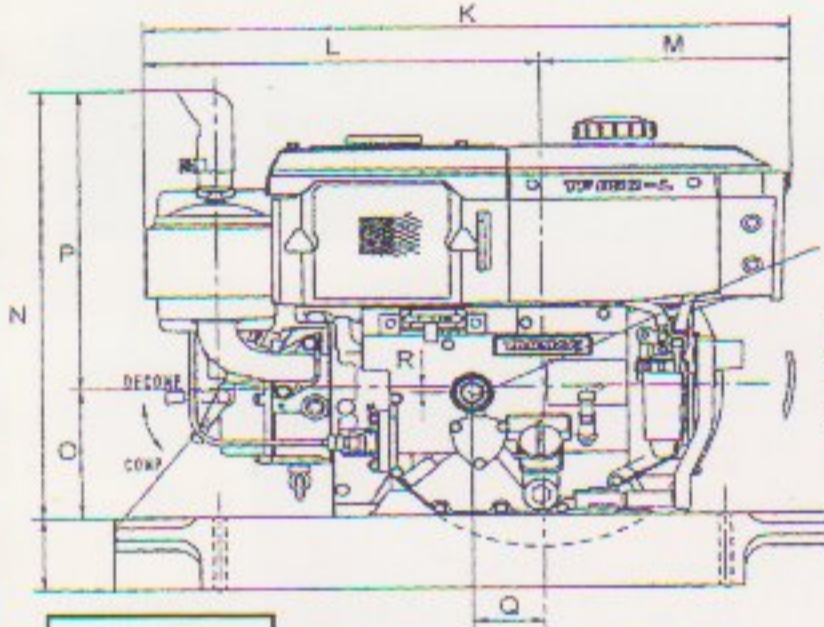
# Power Units, Anywhere, Anytime

## DIMENSION

UNIT (mm)



CYL HEAD SIDE



E	F	G	H	I	J	K	L	M	N	O	P	Q	R	S	T	U	V	W
160.0	15.0	15.0	20.0	135.0	340.0	676.5	415.5	261.0	498.0	152.0	346.0	75.1	7.3	37.3	16.0	18.0	378.0	334.5
170.0	15.0	15.0	25.0	150.0	370.0	703.0	450.0	253.0	528.0	165.0	363.0	84.4	10.2	27.2	19.0	21.0	384.0	339.5
↑	↑	↑	↑	↑	↑	↑	↑	↑	↑	↑	↑	74.4	41.5	58.5	↑	↑	↑	338.5
185.0	15.0	15.0	25.0	170.0	420.0	826.0	488.0	338.0	639.0	180.0	459.0	87.0	19.0	21.0	25.0	-	424.0	354.0

TF75-HM	TF85-LM	TF85-HM	TF105-LM	TF105-YM	TF105-HM	TF115-LM	TF115-YM	TF115-HM	TF140-L	TF140-H	TF160-L	TF160-H	
Horizontal water cooled diesel engine													
Indirect Injection (I.D.I.)						Direct Injection (D.I.)							
1													
85 x 87			88 x 96			92 x 96			96 x 105		102 x 105		
0.493			0.583			0.638			0.760		0.857		
78)	7.5/2200 (5.52)		9.5 / 2400 (6.99)			10.0 / 2400 (7.36)			12.5 / 2400 (9.2)		14.0 / 2400 (10.3)		
5.52)	8.5/2200 (6.26)		10.5 / 2400 (7.72)			11.5 / 2400 (8.46)			14.0 / 2400 (10.30)		16.0 / 2400 (11.8)		
000	3.10 / 1600		3.60 / 1800			3.90 / 1800			4.70 / 1800		5.60 / 1800		
22.5			21.7			20.8			17.7		17.8		
Diesel													
Bosch type													
bTDC 13.0						bTDC 17.0							
120						200							
10.6			11.0						14.3				
Fully sealed forced lubrication with trochoid pump & hydraulic regulator valve													
SAE NO. 40 / API GRADE CD / SF													
2.2			2.8						3.0				
w/o lamp	w/ lamp	w/o lamp	w/ lamp	w/ lamp	w/o lamp	w/ lamp	w/ lamp	w/ lamp	w/o lamp	w/ lamp	w/o lamp	w/ lamp	w/o lamp
Hopper	Radiator	Hopper	Radiator	Radiator	Hopper	Radiator	Radiator	Hopper	Radiator	Hopper	Radiator	Hopper	
9.4	1.6	9.4	2.1	2.1	11.8	2.1	2.1	11.8	3.0	13.0	3.0	13.0	
Hand starting													
88.5	93.0	89.5	106.5	106.5	103.5	107.5	107.5	105.5	145.0	140.0	145.0	140.0	

## STANDARD ACCESSORIES & TOOLS

Name		No. of unit
1	Tool bag	1
2	Wrench 10 x 12	1
3	Wrench 14 x 17	1
4	Wrench 19 x 22	1
5	Screw driver	1
6	Bolt M 12 x 35	3
7	Spring washer 12	3
8	Bolt, engine lift	1

## STANDARD SPARE PARTS

Name		No. of unit
1	Operation Manual (English)	1
2	Lubrication oil 3 lits. (for TF75 - 115 LM, YM, HM)	1
	Lubrication oil 5 lits. (for TF140, 160 L, H)	1
3	Powder Coolant (for TF75 - 115 LM, YM)	1

## SIZE OF V - PULLEY (Optional)

MODEL	TF75-LM	TF85-LM	TF105-LM	TF115-LM	TF140-L	TF160-L
	TF75-HM	TF85-HM	TF105-YM TF105-HM	TF115-YM TF115-HM	TF140-H	TF160-H
Belt type x Diameter (mm)	3B x 76	3B x 89	3B x 101	3B x 101	3B x 115	3B x 126
Installation Pitch (mm)	PC Ø 124	PC Ø 124	PC Ø 124	PC Ø 124	PC Ø 160	PC Ø 160

## EXPORT SHIPMENT

MODEL	TF75-LM	TF75-HM	TF85-LM	TF85-HM	TF105-LM, YM	TF105-HM	TF115-LM, YM	TF115-HM	TF140-L	TF140-H	TF160-L	TF160-H
	No. of packing and size (mm)	1 - 440 x 850 x 660		1 - 440 x 850 x 660		1 - 440 x 850 x 660		1 - 440 x 850 x 660		1 - 500 x 920 x 700		1 - 500 x 920 x 700
m <sup>3</sup> (ft <sup>3</sup> )	0.247 (9.16)		0.247 (9.16)		0.247 (9.16)		0.247 (9.16)		0.322 (11.93)		0.322 (11.93)	
Gross weight (Kgs)	115	110	113	110	131	127	129	125	178	173	178	173
No. of Engine in 20 ft. Container	90 Units								72 Units			
No. of Engine in 40 ft. Container	210 Units								144 Units			

Manufactured by Yanmar S.P. Co.,Ltd. under the license of Yanmar Co.,Ltd.,JAPAN



**YANMAR**

Note : All data subject to alteration without notice.

## YANMAR S.P. CO.,LTD.

LAD KRABANG INDUSTRIAL ESTATE  
109 MOO 9, CHALONG KRUNG RD.,  
LAD KRABANG, BANGKOK 10520 THAILAND  
TEL : +662-326-0700-7 FAX : +662-326-0709  
e-mail : slad@yanmarsp.com  
Website : www.yanmarsp.com